



Headteacher: Miss Joanne Capes
Swallow Rise, Chatham, Kent ME5 7QB
T: 01634 864721

office@inspiremaundene.co.uk
www.maundene.medway.sch.uk

Tuesday 9th September 2025

Parent Digital Reading Log

Dear Parents/Carers,

We're excited to announce a new partnership with **Learning with Parents (Digital reading log)**, a fantastic digital platform that will help you and your child log reading at home. This new approach will replace our traditional paper reading records, making it easier and more engaging to track your child's progress.

We believe that you, as parents, are the true experts on your children and their biggest influencers. This new digital platform is designed to make it easier for you to engage with your child's reading in a way that feels natural and enjoyable.

How it works:

1. **You will receive an email or text every week** with a weekly reading target for your child.
2. **Simply click the link in the email or text** to be taken directly to your child's reading log—no passwords needed!
3. **Use your phone, tablet, or computer to log your child's reading** by leaving comments, photos, or audio clips for their class teacher to see.

Attached is further information about the platform and how you can access and use it. The information is also provided on our school website - [Parent Digital Reading Log](#). Additionally, to help you get familiar with the platform, we'll be holding an information session on **Monday 15th September at 3:00pm** in the KS2 Hall. This will be a great opportunity to see how the platform works and ask any questions you have.

The platform will officially go live on **Monday 22nd September**. We hope this new tool helps you and your child enjoy your reading time together and we look forward to seeing the wonderful learning moments you share.

Yours sincerely,

Mrs Jackson
Deputy Headteacher

Learning with Parents Digital Reading Log Information

Why your support is important:

- We want to encourage a **love of reading** and want to see you reading all sorts of things, not just your school book.
- Reading for 5 minutes, 3 times a week means your child will have read for an **extra hour a month!**
- By making reading aloud a regular part of your family's routine, you're not just helping your children with their learning – you're **building memories, finding out more about each other and instilling a love of reading that will last a lifetime!**

Step 1

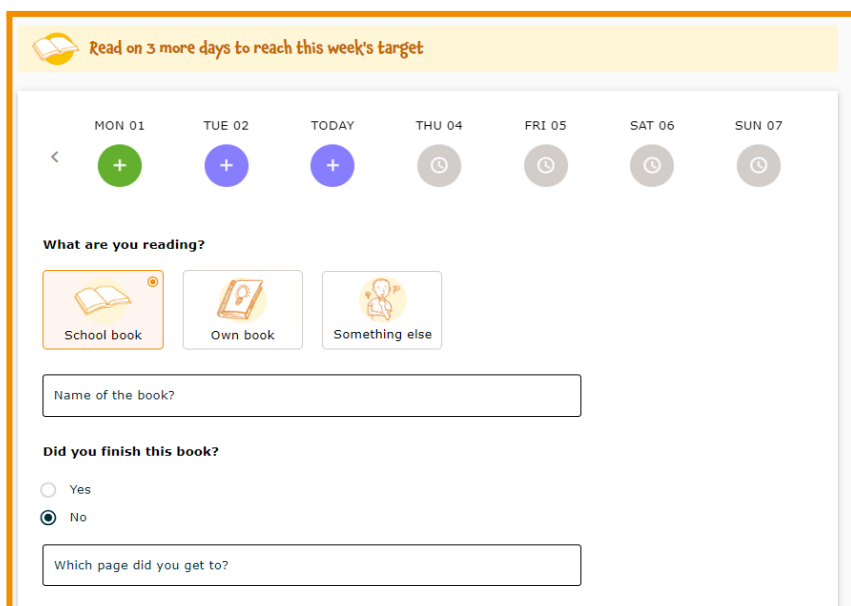
- You will receive an email from us on **Monday 22nd September at 3pm.**
- The email will be called '**Let's read together!**' and sent from **hello@learningwithparents.com**. Check your junk box and add the email address to your contacts.
- Click on the link to go straight to your child's reading log

Step 2

Click on the day you would like to log reading for.

Complete the information about the book.

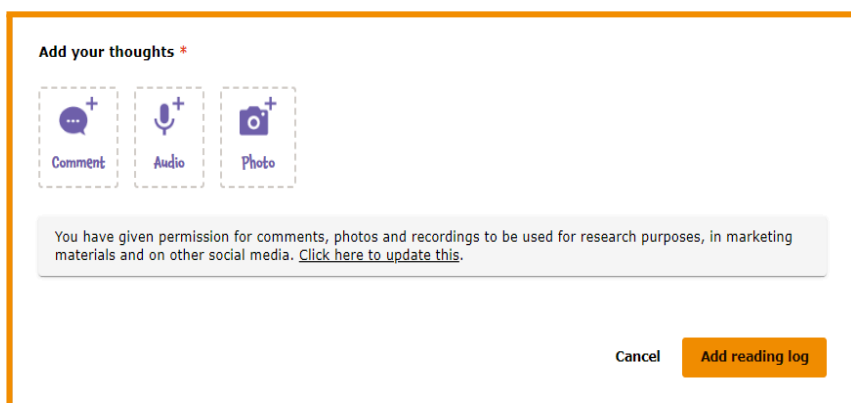
You must add the name of the book, but the rest is optional.



The screenshot shows a digital reading log interface. At the top, there is a yellow banner that says "Read on 3 more days to reach this week's target". Below this is a calendar for the week of Monday 01 to Sunday 07. The "TODAY" button is highlighted with a blue circle and a plus sign. Below the calendar, there is a section titled "What are you reading?" with three options: "School book", "Own book", and "Something else". Each option has a corresponding icon. Below this is a text input field for "Name of the book?". Underneath, there is a section titled "Did you finish this book?" with two radio buttons: "Yes" and "No". The "No" option is selected. Below this is another text input field for "Which page did you get to?".

Step 3

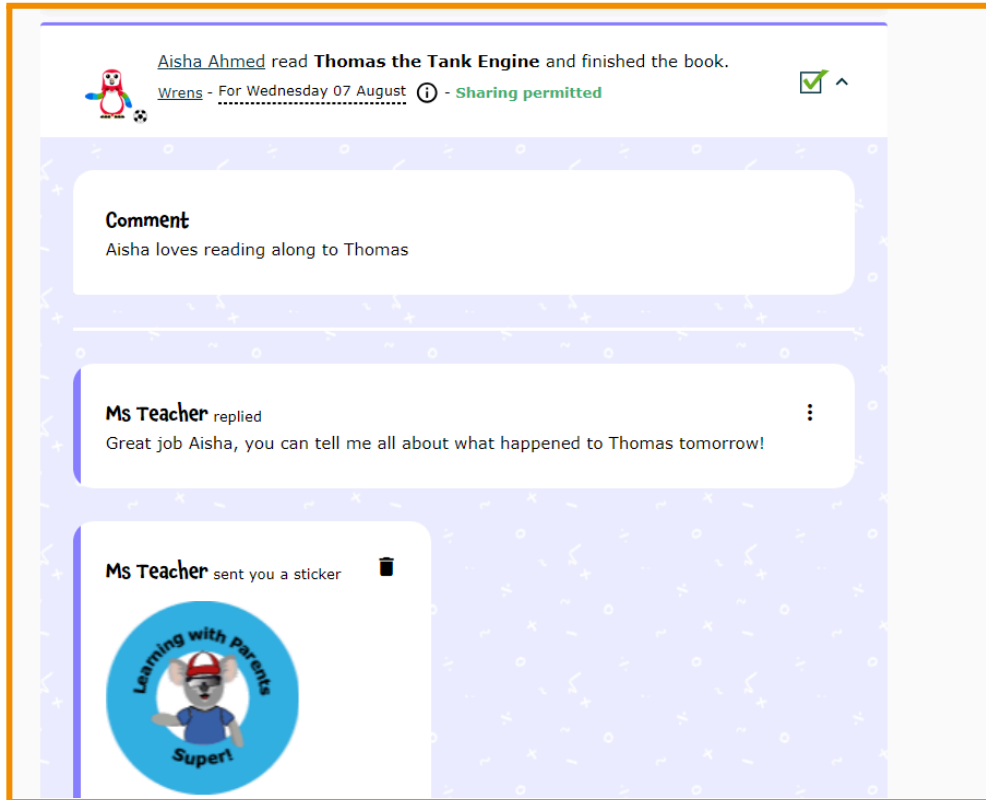
- Select how you would like to log the reading -
 - ✓ **leave a comment**
 - ✓ **upload a photo**
 - ✓ **record audio**
- Click 'Add reading log' to submit.



The screenshot shows the "Add your thoughts" section of the digital reading log interface. It features three dashed boxes with icons and labels: "Comment" (with a speech bubble icon), "Audio" (with a microphone icon), and "Photo" (with a camera icon). Below these is a grey box containing the text: "You have given permission for comments, photos and recordings to be used for research purposes, in marketing materials and on other social media. [Click here to update this.](#)". At the bottom right, there are two buttons: "Cancel" and "Add reading log".

Teacher feedback

- Easily see feedback from teachers and any stickers given to your child.



Parent top tips

- ★ Add the Learning with Parents emails to your **favourite contacts** so you can find them easily.
- ★ **Bookmark** the Learning with Parents webpage to your browser.
- ★ If you'd rather receive **text messages** with your magic link, then change your preference in your account settings.

Notification settings

I am happy to receive reminders for tasks that we have not completed yet by:

Email

Text message

Save notification settings

Helpful reminders

